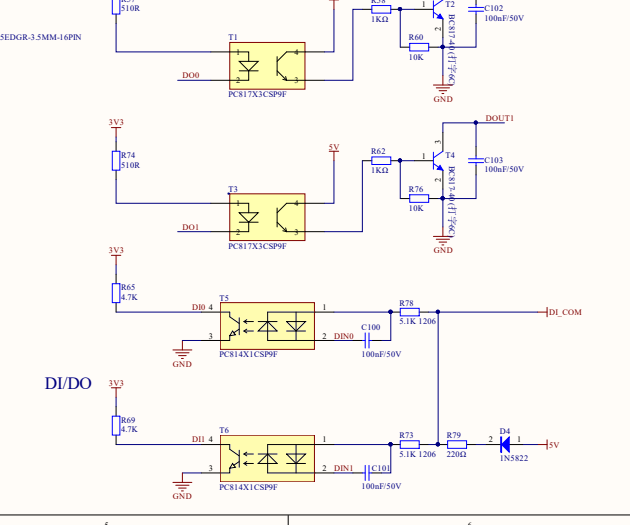


Pin	Function
1	GND
2	GND
3	RESET
4	VCC
5	EN
6	I04
7	I05
8	I06
9	I07
10	I08
11	I09
12	I10
13	I11
14	I12
15	I13
16	I14
17	I15
18	I16
19	I17
20	I18
21	I19
22	I20
23	I21
24	I22
25	I23
26	I24
27	I25
28	I26
29	I27
30	I28
31	I29
32	I30
33	I31
34	I32
35	I33
36	I34
37	I35
38	I36
39	I37
40	I38
41	I39
42	I40
43	I41
44	I42
45	I43
46	I44
47	I45
48	I46
49	I47
50	I48
51	I49
52	I50
53	I51
54	I52
55	I53
56	I54
57	I55
58	I56
59	I57
60	I58
61	I59
62	I60
63	I61
64	I62
65	I63
66	I64
67	I65
68	I66
69	I67
70	I68
71	I69
72	I70
73	I71
74	I72
75	I73
76	I74
77	I75
78	I76
79	I77
80	I78
81	I79
82	I80
83	I81
84	I82
85	I83
86	I84
87	I85
88	I86
89	I87
90	I88
91	I89
92	I90
93	I91
94	I92
95	I93
96	I94
97	I95
98	I96
99	I97
100	I98

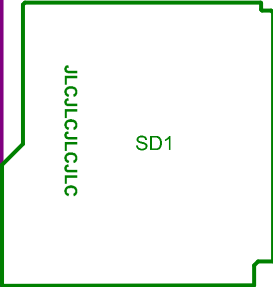


# ESP32-S3-Touch-LCD-4.3-B

800×480 Pixels




SD CARD



U9

USB

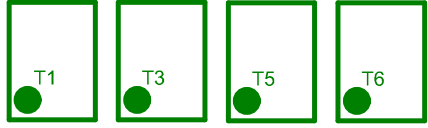
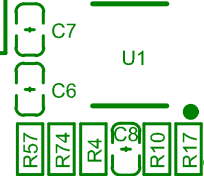
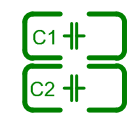
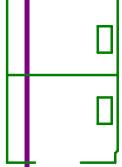


STRAPPING				
IO3	IO46	IO45	IO0	
R88	R90	R89	R87	1
R92	R94	R93	R91	0

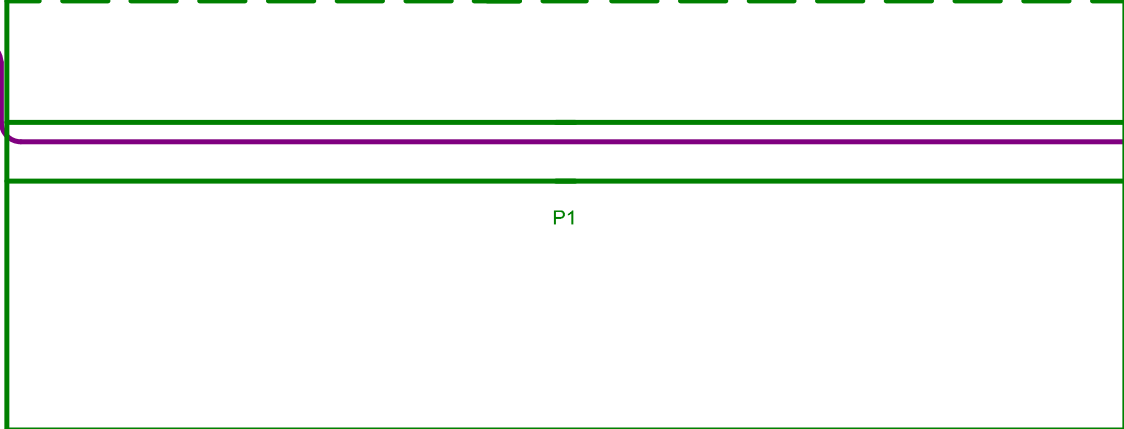
BL GND



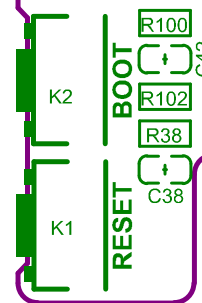
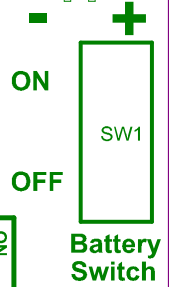
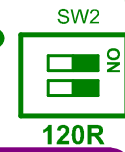
Type\_C1



VIN GND VOUT GND SDA SCL L H B A DO0 DO1 DI COM GND DI0 DI1



CAN RS-485



BOOT  
RESET

