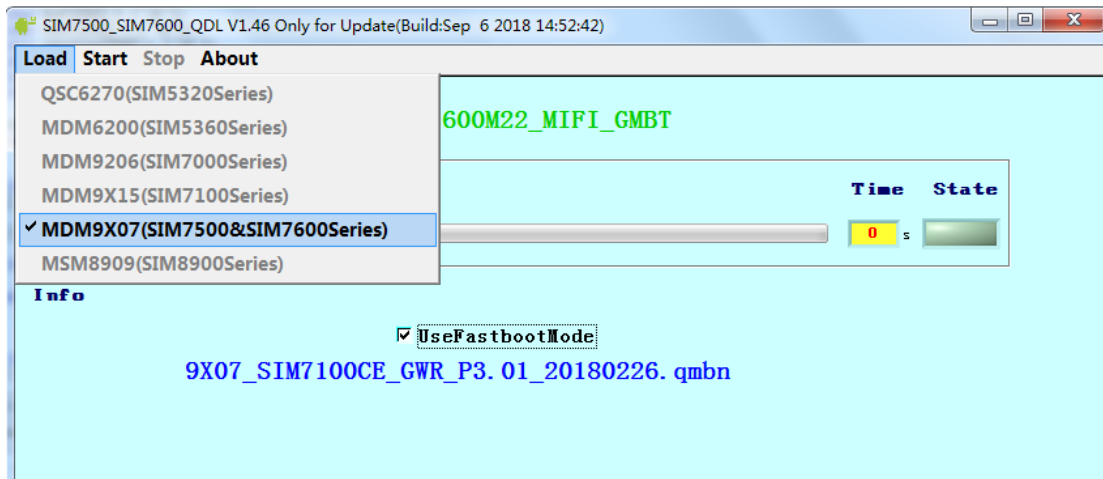


# SIM7500\_SIM7600\_QDL User Guide

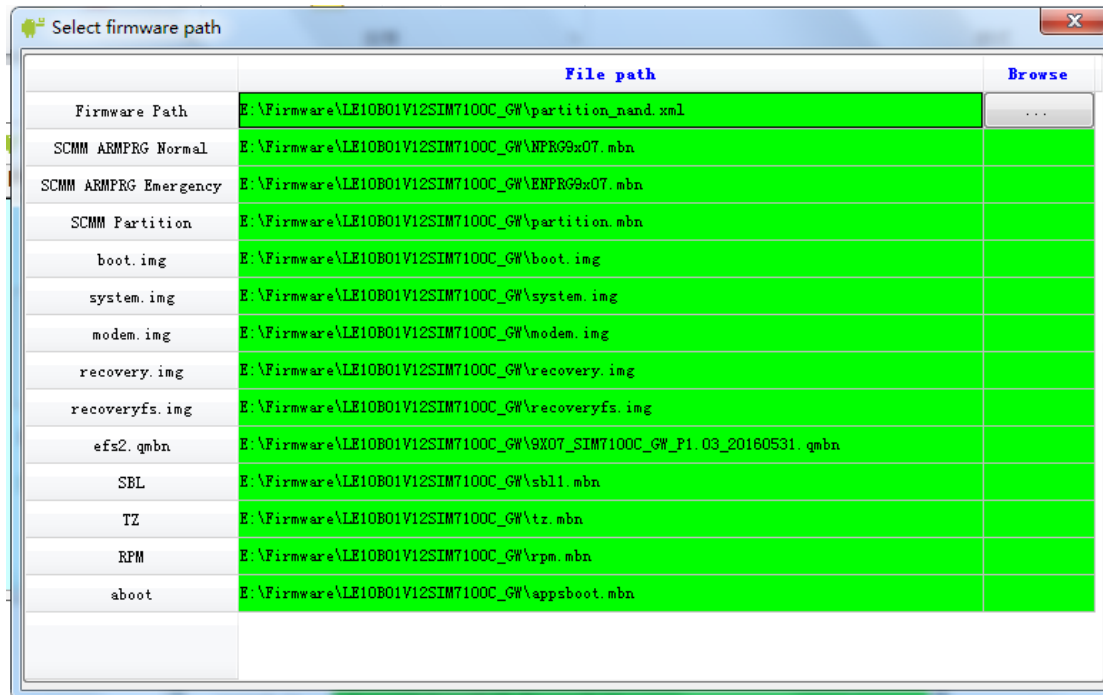
## 1. Select module platform and firmware path



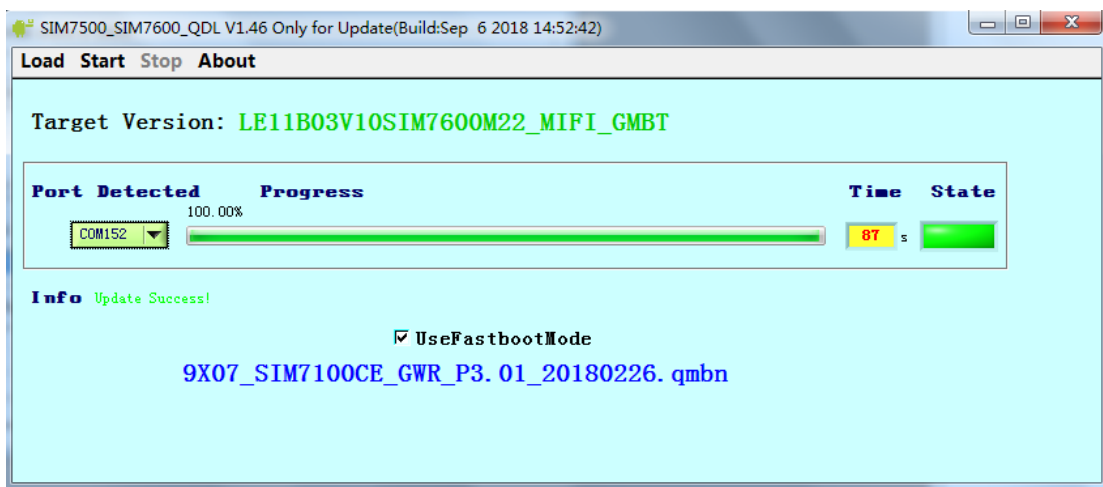
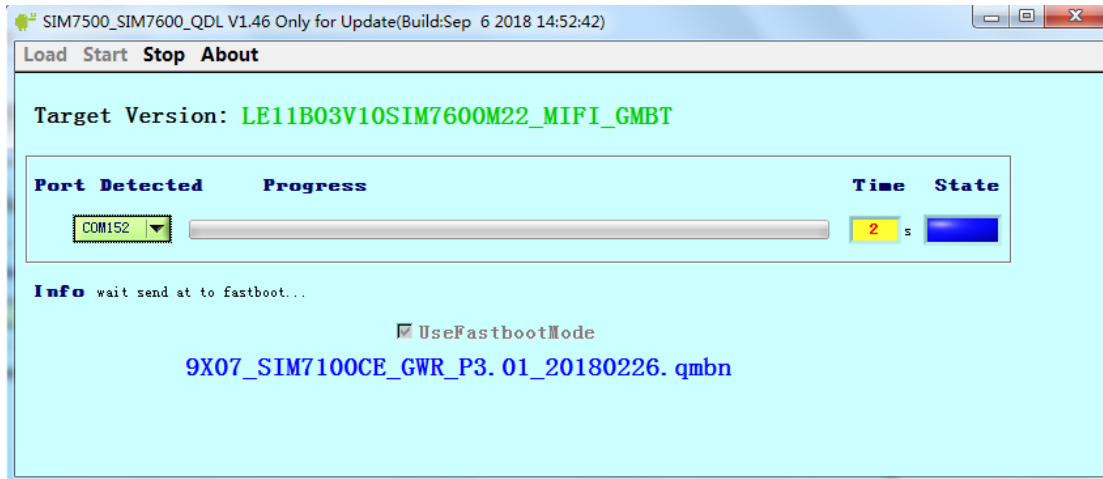
useFastbootMode:

Default use fastboot Mode to upgrade firmware.

You also can uncheck this option to upgrade firmware by use Sahara protocol.



2. Click start button, and then power the module, the tool will automatically detect the module port and start to download



## Attention:

- 1) In upgrade process, please do not power down module or unplug USB port in updating to avoid module damage.
- 2) Any update fail, you also can send back us the dut1.log for analyzing.
- 3) Firmware path must be ASCII string.

## Error code description:

- 1) Download failed! Partition diff!-----you need change BacupRestorQcn = True in cfg.ini, and you need put the QMBN file into the firmware path, which you can get the QMBN file from our FAE.
- 2) Unable to download Flash Programmer using Sahara Protocol-----Please re-power No1 DUT.If re-power modular still display this message, you can try re-install the VC run timer library in tools directory.
- 3) Tool display "Waiting switch To Download Mode" long time, Please check the module driver in your device manager is all installed and try check **useFastbootMode** in UI and re-power module.

